

# Welcome!

## Entry Task:

1. Make sure you get a **GOAL PAPER** as you walk in
2. Sign on to Chromebook then close ½ way
3. On the back of your **GOAL PAPER**, write your guess to the following question:  
***What two words combine to create the word NAVIANCE?***

# Where Does Naviance Come From?

**Navigate + Guidance =**




# HSBP 6<sup>th</sup> Grade Lessons

Elementary School

Plan for Success with  
S.M.A.R.T Goals

What is a G.P.A?

Reflecting on My Progress



# PLAN FOR SUCCESS WITH S.M.A.R.T GOALS

---

Naviance Family Connection

<http://connection.naviance.com/eisenhowerms>

<http://connection.naviance.com/evergreenmid>

<http://connection.naviance.com/gatewayms>

<http://connection.naviance.com/heatherwoodms>

<http://connection.naviance.com/northmid>



# Lesson Tasks

Understand the difference between a goal and a wish.

Understand the components of a S.M.A.R.T goal.

Complete a 6<sup>th</sup> grade S.M.A.R.T goal in Naviance Family Connection.

# Learning Outcomes

Students will understand that using Naviance Family Connection, they can create, track, and update goals during their 6<sup>th</sup> grade year to help them maintain focus and achieve success.

# WHAT IS NAVIANCE FAMILY CONNECTION?

---

# Naviance Family Connection Homepage

Access HSBP lessons!

The screenshot shows the Naviance Family Connection homepage. At the top, a navigation bar contains tabs for 'home', 'courses', 'colleges', 'careers', 'about me', and 'my planner'. A red box highlights these tabs. On the left sidebar, under 'pages', there are links for 'hsbp lessons gr 6', 'hsbp lessons gr 7', and 'hsbp lessons gr 8'. A red arrow points to the 'hsbp lessons gr 6' link. Below this, under 'links', are links for 'hsbp website', 'lms- student grades', and 'gateway website'. The main content area is titled 'Welcome to Family Connection!' and describes the site's purpose: 'Our school's Family Connection site is designed to help guide you through course planning, career planning, college planning, and the application process during your middle and high school years.' Below this, a section titled 'In Family Connection you can:' lists several features: 'Set goals', 'Build a resume', 'Identify your strengths', 'Identify compatible careers', 'Search for colleges', and 'Manage the college application process'. A red box highlights this entire section. To the right, there is a 'Get the mobile app! Naviance Student' banner with an Apple App Store logo. Below the banner, a red box highlights a notification area that says 'You have no new messages' with links for 'document library' and 'contact us'. A red arrow points from the 'contact us' link to the text 'Send a message to your counselor!'. Another red arrow points from the text 'Check messages from teachers or counselors.' to the 'contact us' link.

home courses colleges careers about me my planner

pages

- hsbp lessons gr 6
- hsbp lessons gr 7
- hsbp lessons gr 8

links

- hsbp website
- lms- student grades
- gateway website

Welcome to Family Connection!

Our school's Family Connection site is designed to help guide you through course planning, career planning, college planning, and the application process during your middle and high school years.

In Family Connection you can:

- Set goals**  
What do you want to do in the future? How are you going to get there? Create the perfect path to your dreams.
- Build a resume**  
A professional looking resume can help you apply for a job or assist your teachers in writing your letters of recommendation.
- Identify your strengths**  
Personality surveys and questionnaires will help you learn more about yourself.
- Identify compatible careers**  
Find careers that are a great match for your strengths and personality.
- Search for colleges**  
2 year? 4 year? Trade School? Find and learn more about schools that are the right fit for you.
- Manage the college application process**  
Request transcripts and letters of recommendation and organize your scholarship applications.

Check messages from teachers or counselors.

Get the mobile app!  
Naviance Student

Available on the  
App Store

You have no new messages

document library

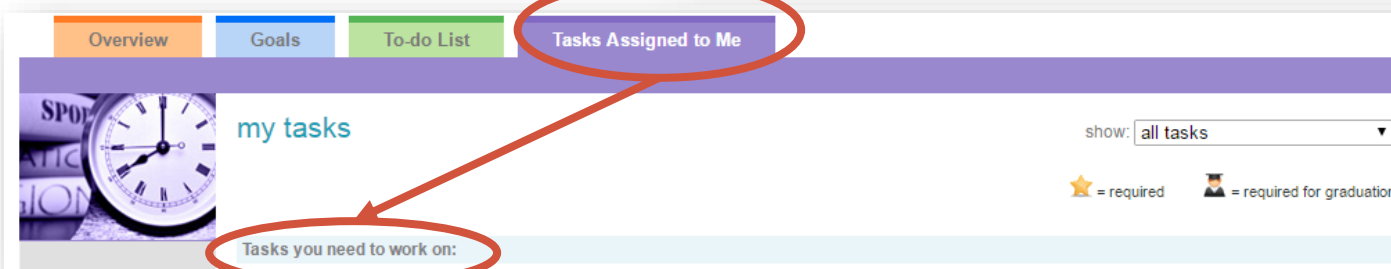
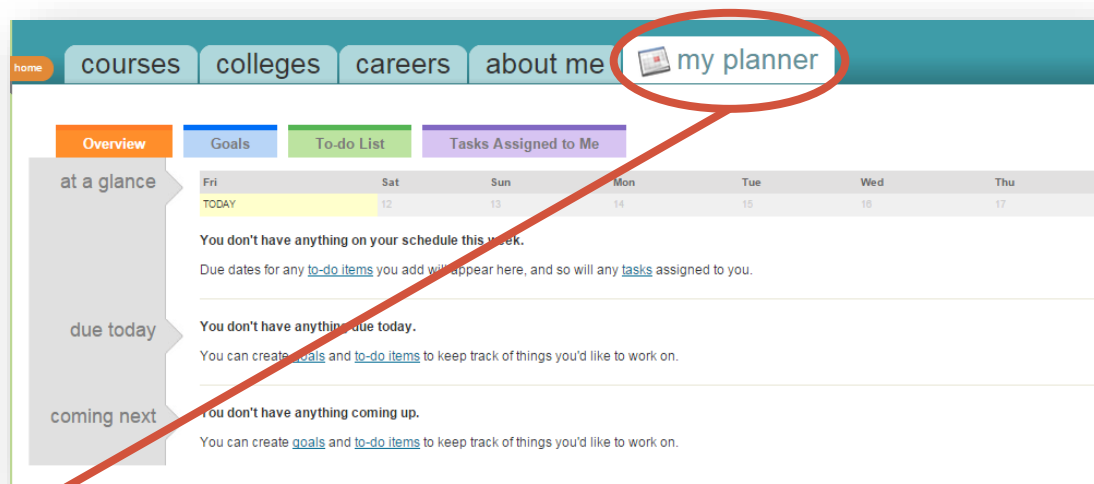
contact us

Send a message to your counselor!

The homepage provides access to all the tools through different tabs; ***courses, colleges, careers, about me, and my planner.***

# Tasks Assigned to Me

Each school year, you will be assigned several tasks based on your grade level.



Throughout the school year, your counselors will come into your classroom and teach the lessons related to the tasks you are to complete.

# GOAL VS. WISH

---

# What is the Difference?

**Wish:** to want (something) to be true or to happen

*Example – I want to be on time to school every day.*

**Goal:** something that you are trying to do or achieve

*Example – I will set my alarm to wake up 15 minutes early Monday – Friday during the 2017-2018 school year to make sure I leave my house on time and get to school.*

A GOAL  
WITHOUT A  
PLAN IS JUST A  
WISH.

- ANTOINE DE  
SAINT-EXUPERY

# What is a S.M.A.R.T Goal?

To convert your **wish** into a **goal** you need to have a plan.

Using the **S.M.A.R.T Goal** formula will help you plan for the goal you want to achieve.

**S**PECIFIC

What exactly is it you want to achieve?

**M**EASURABLE

How can you measure and track the progress of the goal?

**A**TTAINABLE

Is it actually attainable in the given time frame?

**R**ELEVANT

Is it something that you really want to do? Will it directly benefit you?

**T**IME BOUND

When do you want to achieve this goal by?



## 6<sup>th</sup> Grade is a Transition Time

*“By 6<sup>th</sup> grade, **chronic absence** becomes a leading indicator that a student will drop out of high school.”*

*“Learning how to **manage your time** in middle school is a predictor of future academic success.”*

*“Middle school requires students to be more **independent and better organized** moving from one classroom to another with a variety of teachers and expectations.”*

WHAT GOALS DO I WRITE?

---

# Setting Goals = Success!

## **Goal topics for 6<sup>th</sup> graders:**

- Attendance
- Organization
- Work Completion

# Choose a 6<sup>th</sup> Grade Goal

| Attendance   | Organization  | Work Completion  |
|--|---|--|
| Coming to school on time each day.                                       | Keeping assignments homework in correct section of binder | Completing work when time in class is given and not to get distracted by friends or other things |
| Talk to teachers about assignments when absent from school.              | Writing homework assignments, tests, quizzes in a planner | Writing down due dates for assignments and projects in my planner                                |
| Ask teachers for extra help or additional time on assignments if needed. | Coming prepared to class with pencils, books, paper etc.  | Turning assignments and projects in on time.   |

ENTER GOALS IN NAVIANCE

---

# Log-in to Naviance Family Connection

Log-in:

<http://connection.naviance.com/eisenhowerms>

<http://connection.naviance.com/evergreenmid>

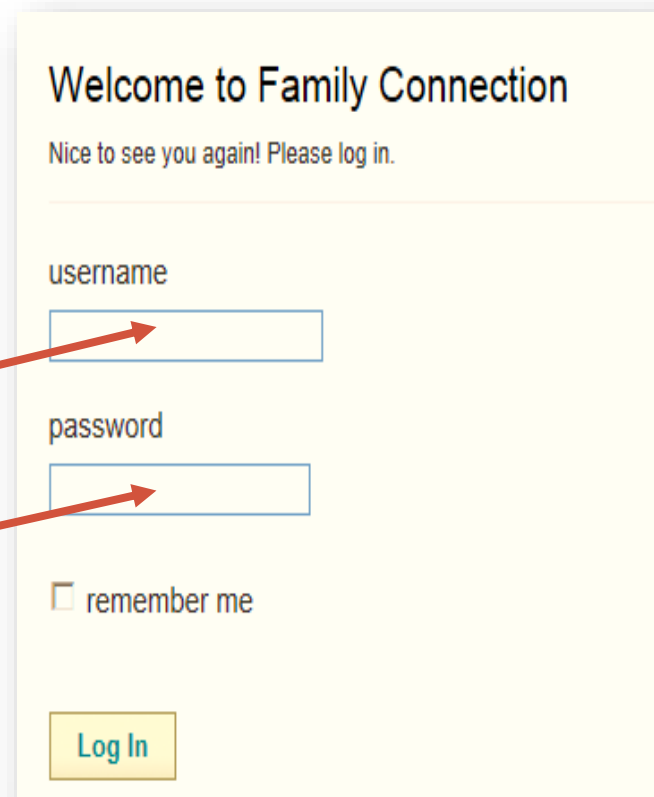
<http://connection.naviance.com/gatewayms>

<http://connection.naviance.com/heatherwoodms>

<http://connection.naviance.com/northmid>

**username:** student ID

**password:** last **4-digits** of your  
student ID + **2-digits** for the **day**  
you were born



Welcome to Family Connection

Nice to see you again! Please log in.

username

password

☐ remember me

Log In

# Setting Goals in Naviance

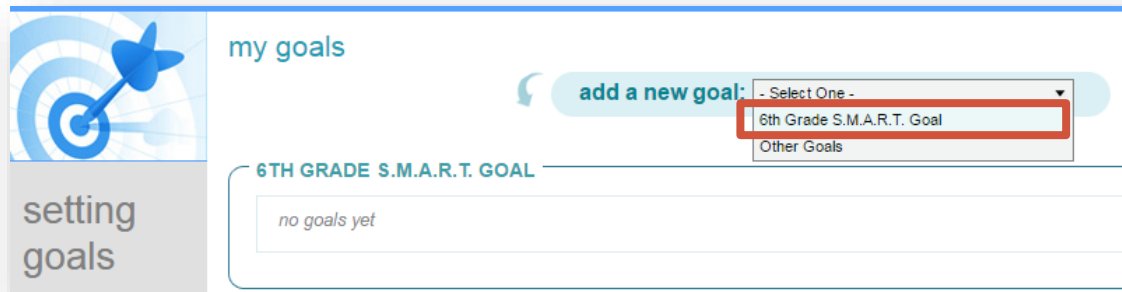
Click on the **my planner** tab



Click the **Goals** tab



# 6<sup>th</sup> Grade S.M.A.R.T Goal



my goals

add a new goal: - Select One -

- 6th Grade S.M.A.R.T. Goal
- Other Goals

6TH GRADE S.M.A.R.T. GOAL

no goals yet

setting goals

In the drop-down menu, select **6<sup>th</sup> Grade S.M.A.R.T Goal**.

Next, complete the goal by adding specific information in each section making your goal **Specific, Measureable, Achievable, Relevant, and Timely**.

My goal is:  (required)

Specific: What specific things will you accomplish?

Measurable: How will you know when you have achieved this goal?

Achievable: Is this goal realistic? Do you have the tools you need to achieve it?

Relevant: Why is this goal important in your life?

Timely: When can you achieve this goal?



# Time for Action!

Once your goal is created, you will be prompted to come up with at least one action step.

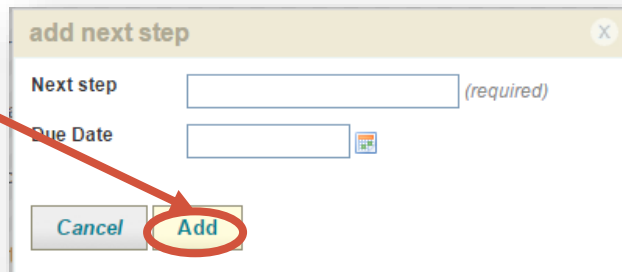
Click **define your next step**

This looks like a great goal! Now, it's time to think about what steps you are going to take to achieve it.

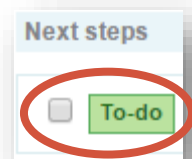
+ [define your next step](#)

In the box provided, type one thing you plan to do in the next 1-2 weeks that will help you achieve your goal.

Click **Add**



You will now see your action steps or **To-do's**.



COMPLETE LESSON 1...

---

# Complete the Survey

To complete the lesson click the **my planner** tab then click **Tasks Assigned to Me** in Naviance Family Connection. Next, click the link to complete the **GR 6 Lesson 1 Survey – S.M.A.R.T Goals**.



\*When your survey is **complete**, raise your hand to get your **Lesson 2** handout and **answer question #1**.

---

# WHAT IS A G.P.A?

Naviance Family Connection

<http://connection.naviance.com/eisenhowerms>

<http://connection.naviance.com/evergreenmid>

<http://connection.naviance.com/gatewayms>

<http://connection.naviance.com/heatherwoodms>

<http://connection.naviance.com/northmid>

# Lesson Tasks

Access personal student account to check district online grades

Calculate current grade point average (GPA) based on first semester grades

Reflect on why their GPA is an indicator of success in middle school, high school, and beyond

# Learning Outcomes

Students will understand that one of the key indicators of success in middle school and future success in high school is demonstrated by their grade point average (GPA).

Students will understand that GPA combined with attendance habits and connecting with teachers will continue their school success throughout middle school, high school, and beyond.

# CALCULATING YOUR G.P.A

---

# How do I Calculate my GPA?

Starting in middle school you receive a letter grade for each class based on your academic performance.

Each letter grade is worth a set number.

You add up each number and divide by the total number of classes to get the average.




# Calculating a GPA

Here is an example of a GPA scale.

If I had the following grades...

| Class    | Grade |
|----------|-------|
| Period 1 | A     |
| Period 2 | B+    |
| Period 3 | B     |
| Period 4 | C+    |
| Period 5 | C     |
| Period 6 | A-    |
| Period 7 | B     |



|    |     |
|----|-----|
| A  | 4.0 |
| A- | 3.7 |
| B+ | 3.3 |
| B  | 3.0 |
| B- | 2.7 |
| C+ | 2.3 |
| C  | 2.0 |
| C- | 1.7 |
| D+ | 1.3 |
| D  | 1.0 |
| D- | 0.7 |
| F  | 0.0 |

wikiHow to Convert a Percentage into a 4.0 Grade Point Average

My **GPA** would be a **3.04**.

# Your Turn...Let's Calculate

Step 1: Go to your school's website

Step 2: Click the **Grades & More** icon



Step 3: Click the **Middle/High School** icon



Step 4: Login with your ID# and password & click **Sign in.**

A screenshot of a login form. On the left is an icon of a computer monitor with a padlock. To the right are two input fields: 'Username' and 'Password'. Below these fields is a 'Sign in' button, which is circled in red. To the right of the button is a blue hyperlink that says 'Forgot Password'.

# Your Turn...Let's Calculate

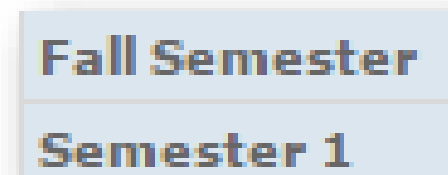
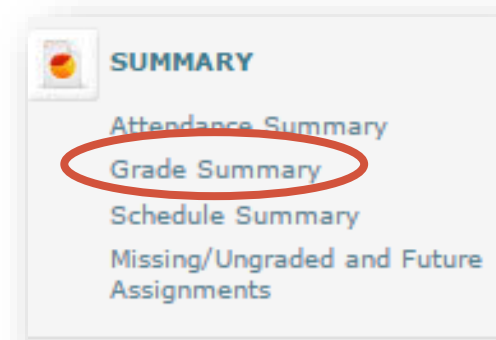
Step 5: On the left, click **Grade Summary**

Step 6: Look at your grades for **Fall Semester** and calculate your **GPA**

Step 7: On your handout, fill in the **class name, letter grade,** and **G.P.A. value** on the chart.

Step 8: **Add** all the G.P.A. values together, then **divide** by the total number of classes with grades.

Step 9: Write your G.P.A. in the **My GPA=** box provided on the handout.



|          |
|----------|
| My GPA = |
|----------|

# OTHER SUCCESS INDICATORS

---

## Did You Know...?



G.P.A is only **one** of the indicators demonstrating that you are a successful middle school student.

**GPA** reflects of your...

- **Attendance**
- **Engagement** and
- **Effort** put towards learning

# Attendance – GPA Connection

## Have you been absent this year?

Think about how you felt when you came back to school...

- **Confused** because you missed instruction
- **Anxious** because you don't know what to do in class
- **Stressed** because you have extra homework

# Attendance – GPA Connection

Coming to school each day helps you...

- understand the class content
- ask questions if needed
- stay on top of classwork and homework

**\*This means a better grade in the class and a higher GPA!**



# Engagement - GPA Connection

**Have you ever felt like this in a class?**

- **Frustrated** because you don't understand what the teacher is talking about
- **Afraid** to ask questions and be singled out
- **Unsure** if the teacher "likes" you
- **Uninterested** because you don't feel like what your learning is relevant



# Engagement - GPA Connection



It is normal to feel **more engaged** in some classes than others because...

- You like the subject or content
- You like the teacher and feel comfortable in their class

If you feel **disengaged** in a class...

- Try to communicate with your teacher about what you need
- Ask your counselor, family, or friends for help.

**\*Engaging in learning allows you to demonstrate your understanding of the content typically resulting in a better grade and higher GPA!**

# Effort – GPA Connection

## Have you ever felt like this in a class?

- The class is **too easy** and you barely need to work to get an A.
- The class is **very challenging** and no matter what you do, you can't seem to get a good grade.
- The class is **extremely confusing** and you don't know where to even start so you are not going to try at all.

# Effort - GPA Connection

Effort only fully releases its reward after a person refuses to quit.

*Napolean Hill*

meetville.com

Remember that you are in **control** of your own learning!

Effort is about **perseverance a grit!**

- **Ask** for help when you need it
- **Communicate** when you are confused or when you need more of a challenge

**\*Increased effort in the class will be evident based on your grade at the end of the semester and overall GPA.**

COMPLETE LESSON 2...

---

# Complete the Survey

To complete the lesson click the **my planner** tab then click **Tasks Assigned to Me** in Naviance Family Connection. Next, click the link to complete the **GR 6 Lesson 2 Survey – G.P.A.**



\*When your survey is **complete**, complete **questions 3 & 4** on your **GPA handout**. *(This is your exit ticket)*

\*When instructed, turn in handout and return Chromebook to cart.

# Stay Up to Date by Following...

@EPSNAV



epsnav



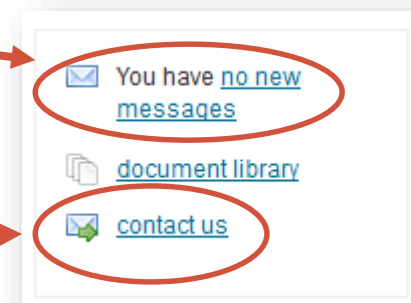
- Get the most current updates without logging in!
- Instant notifications and Naviance information comes directly to you!
- See what is happening around our district with Naviance!

# Naviance Questions?

If you have any questions, please contact [naviance@everettsd.org](mailto:naviance@everettsd.org). Be sure to provide your name and school.

To check messages sent to you through Naviance Family Connection, login and click the link for your **messages** on the right-hand side.

To contact your counselor, click the **contact us** link.



# Resources Used

- <https://www.koofers.com/gpa-calculator>
- <https://consortium.uchicago.edu/sites/default/files/publications/Middle%20Grades%20Report.pdf>
- [http://new.every1graduates.org/wp-content/uploads/2012/03/preventing\\_student\\_disengagement.pdf](http://new.every1graduates.org/wp-content/uploads/2012/03/preventing_student_disengagement.pdf)
- <http://www.hanoverresearch.com/insights/critical-academic-indicators-what-to-look-for-in-your-students-to-ensure-future-success/?i=k-12-education>